

PGT® WINGUARD® | PGT® CLASSICVUE MAX™

ALUMINUM SLIDING GLASS DOORS



A VIEW
YOU DESIGN.
THE FREEDOM
YOU DESERVE.

Designed to enhance your view – and your home performance.

Beautiful, durable, and low-maintenance. With impact and non-impact options, PGT's award-winning* Aluminum patio doors are the perfect complement to a carefree lifestyle. You'll feel the quality every time you open them, and feel comfort and confidence when they're closed.

That's the freedom of PGT.

OUR DOORS AT A GLANCE



WinGuard® SGD770
(Impact-Resistant)

ClassicVue Max™ SGD670
(Non-Impact)

Preferred Sliding Glass Door

This versatile homeowner favorite combines exceptional beauty with smooth fingertip operation for everyday ease. Let natural light into your space while adding extra security and peace of mind.



TOP CHOICE



WinGuard® SGD770NS
(Impact-Resistant)

Preferred View Sliding Glass Door

With this expansive style, you can maximize your view and natural light with a door that is designed to disappear into your surroundings, featuring narrow interlocks that are just 2.5" – nearly half the width of standard interlocks.

PGT WinGuard is America's authority on impact-resistant windows and doors. Our Aluminum products are engineered to provide Always On hurricane protection, home security, energy efficiency, sound reduction, and more.

MIAMI-DADE NOA CERTIFICATIONS

PGT Innovations is a leader in the impact category with 44 Miami-Dade Notices of Acceptance.

STANDARD FEATURES

Heavy-duty Aluminum

- Durable construction and corrosion resistance
- Low-maintenance care

Easy Operation and Extra Strength


- Dual-point locking systems
- Balanced fingertip opening
- Heavy-duty tandem rollers


Sleek, Clean Appearance


- Concealed weatherstrip
- Hidden installation/assembly screws

Modern, Complementary Style

- Standard classic white frames

 **Ease of Operation**
Heavy-duty hardware for balanced fingertip opening

 **Low Maintenance**
Premium aluminum delivers performance for years to come

 **Maximizes Viewing Area**
Low-profile construction and modular configuration minimize visual obstruction and enhance your view

*#1 in Quality Patio Doors: 2019 Builder Brand User Report

ClassicVue Max™ is a non-impact line designed to deliver exceptional value. Our heavy-duty Aluminum windows and doors offer an ideal combination of beauty and strength with timeless style and excellent durability.

ADDITIONAL CERTIFICATIONS & RATINGS

- National Fenestration Rating Council
- Florida Product Approval (SGD770NS)

PREMIUM OPTIONS

Additional Configurations

- 90° corner meet configurations
- 135° corner meet configurations

Glass Options

- **Argon Gas:** A colorless gas to help insulate a room and reduce temperature transfer
- **Impact Laminated Insulating Glass (WinGuard only):** Composed of three panes of glass: two bonded together with a strong, clear interlayer for impact resistance and one pane for added insulation to reduce heat transfer
- **Non-Impact Insulating Glass (ClassicVue Max only):** Composed of two panes of glass, separated by air or other gas to reduce heat transfer
- **Non-Impact Single Pane Glass (ClassicVue Max only):** A single pane of glass cast using one glass thickness
- **Low-E (Emissivity):** High-performance coating that reflects and filters heat to keep home comfortable
- **Privacy Glass:** White interlayer (WinGuard only), obscure glass




Frame Colors

- Black
- Bronze
- Clear Anodize
- White (standard)



Glass Tints



Screens  18x14 Charcoal  18x16 Charcoal  20x20 Charcoal

→ BetterVue® insect screening with Water Shed Technology™

Preferred View Sliding Glass Door



Dramatic Views

Invite the outdoors in with this expansive style



Maximum Performance

Features narrow interlocks designed to disappear into your surroundings without compromising impact strength



WinGuard SGD770NS (Impact-Resistant)

Configurations

- 2.5" Interlock
- Bypass, Pocket, and Corner
- 90° and 135° degree corner options
- Up to 8 panels with expansions of up to 46.82'

Dual-Point Locking System

- Prevents panels from being lifted off the tracks
- Secures into the door jamb, creating a weather-tight seal with high-security performance and maximum-load resistance

Screens

- Standard or heavy-duty

Dimensions

- Max nominal panel size: 5'w x 12'h or 6'w x 10'h
- Max overall opening size: 39.32'w x 12'h or 46.82'w x 10'h

Hardware

- Contemporary, Raised, Recessed, Curved, Modern, or Beveled handles

Track Height Dimensions



Standard 2.5" height

Optional 3.25" and 4" guards against water intrusion

Roller Options



Stainless Steel (*Standard*)

Nylon for a quieter option (*Pictured Above*)

Steel



Preferred View Sliding Glass Door SGD770NS
3 Panel Bypass

SEE THE DIFFERENCE

SGD770 Preferred Sliding Glass Door

4.5" Interlock (5.1" when closed)



SGD770NS Preferred View Sliding Glass Door

2.5" Interlock



Preferred Sliding Glass Door



Ease of Operation

Rollers provide smooth and durable movement



Maximizes Viewing Area

Low-profile construction and modular configuration minimize visual obstruction and enhance your view

WinGuard SGD770 (Impact-Resistant) ClassicVue Max SGD670 (Non-Impact)

Configurations

- 4.5" Interlock (5.1" when closed)
- Bypass, Pocket, and Corner
- Up to 8 panels with expansions of up to 40'

Dual-Point Locking System

- Prevents panels from being lifted off the tracks
- Secures into the door jamb creating a weather-tight seal with high-security performance and maximum-load resistance
- Optional locking recess pull

Screens

- Standard or heavy-duty

Dimensions

- Max panel size: 4'w x 10'h or 5'w x 8'h

Hardware

- Sturdy powder coated raised handles
- Curved or contemporary handles (premium option)
- Recessed and Raised handle options







Scan to Shop
PGT® Products

PGT®

Custom Windows and Doors

PGTWINDOWS.COM | 3400 PRECISION DR, VENICE, FL 34275

©2025 PGT® CUSTOM WINDOWS AND DOORS

11/2025 MB0100418